

ABC POWDER WHEELED EXTINGUISHERS (MAP 90)

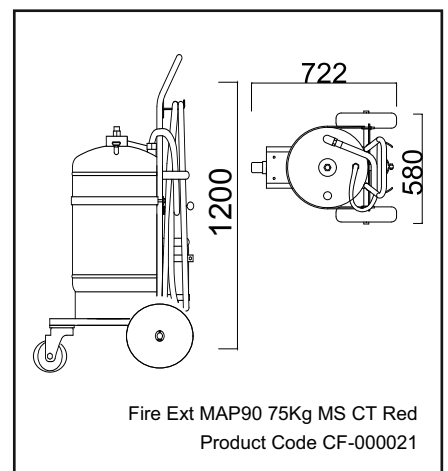
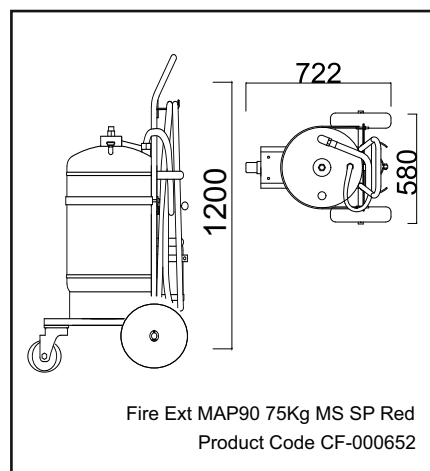
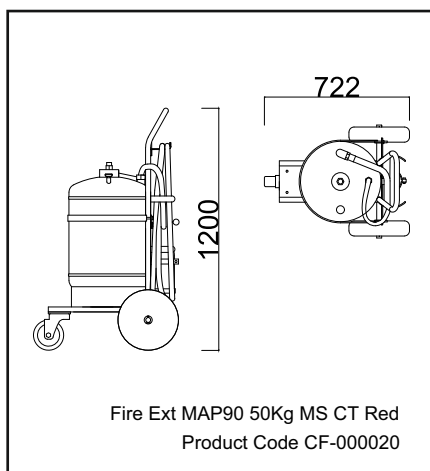
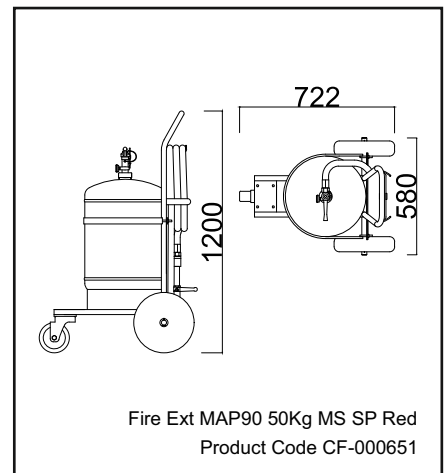
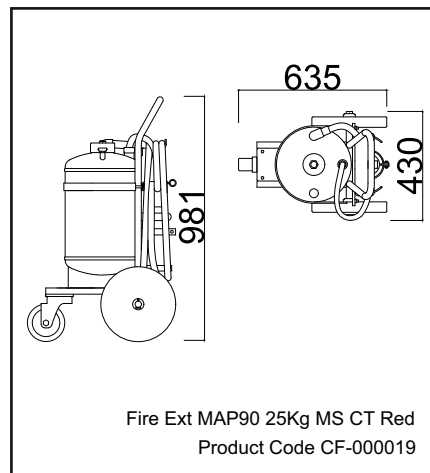
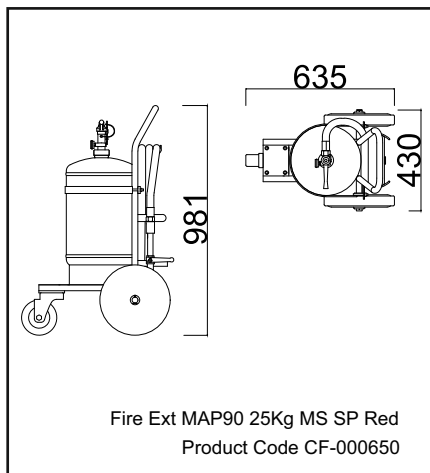
PRODUCT OVERVIEW

Fire is a very potent enemy, and when it strikes, it doesn't give much time to gather a reaction. It can prove dangerous if it goes undetected. Therefore, it is imperative to keep a portable fire extinguisher handy.

Ceasefire's ABC extinguishers are built for speed, power, and reliability when it comes to fighting Class A, B, C and electrically started fires. A simple two-step activation mechanism allows you to fight the fire within seconds. The very best Mono Ammonium Phosphate maximises the firefighting power available to you. And stringent quality control and multiple point testing systems ensure that these extinguishers will deliver.



ENGINEERING DRAWINGS





TECHNICAL SPECIFICATIONS

Product Code	UOM	CF-000650	CF-000019	CF-000651	CF-000020	CF-000652	CF-000021
Description	—	Fire Ext MAP 90 25Kg MS SP Red	Fire Ext MAP90 25Kg MS CT Red	Fire Ext MAP 90 50Kg MS SP Red	Fire Ext MAP90 50Kg MS CT Red	Fire Ext MAP 90 75Kg MS SP Red	Fire Ext MAP 90 75Kg MS CT Red
Capacity of Agent	Kg	25	25	50	50	75	75
Filling tolerance by Mass	%	± 2%	± 2%	± 2%	± 2%	± 2%	± 2%
Agent	—	ABC Powder MAP 90	ABC Powder MAP 90	ABC Powder MAP 90	ABC Powder MAP 90	ABC Powder MAP 90	ABC Powder MAP 90
Certification Standard	—	PED IS 16018	PED IS 16018	PED IS 16018	PED IS 16018	PED IS 16018	PED IS 16018
Diameter of Shell (approx.)	mm	300	300	400	400	400	400
Total Height (approx.)	mm	990	990	1200	1200	1200	1200
MOC of Shell	—	Steel CR2(DC01)	Steel CR2(DC01)	Steel HR3(DD13)	Steel HR3(DD13)	Steel HR3(DD13)	Steel HR3(DD13)
Min. Wall Thickness	mm	3.0	3.0	3.5	3.5	3.5	3.5
Test Pressure	Bar	37.5	37.5	37.5	37.5	37.5	37.5
Anti-Corrosive Treatment External	—	Outer surfaces were EP Powder coated having Min. Thickness 50 Micron Shade 536/538 Of IS-5	Outer surfaces were EP Powder coated having Min. Thickness 50 Micron Shade 536/538 Of IS-5	Outer surfaces were EP Powder coated having Min. Thickness 50 Micron Shade 536/538 Of IS-5	Outer surfaces were EP Powder coated having Min. Thickness 50 Micron Shade 536/538 Of IS-5	Outer surfaces were EP Powder coated having Min. Thickness 50 Micron Shade 536/538 Of IS-5	Outer surfaces were EP Powder coated having Min. Thickness 50 Micron Shade 536/538 Of IS-5
Propellant Cartridge Capacity	Bar	NA	1.5 LTR 600 GM CO ₂	NA	3 LTR 1300 GM CO ₂	NA	3 LTR 1300 GM CO ₂



DATA SHEET

Product Code	UOM	CF-000650	CF-000019	CF-000651	CF-000020	CF-000652	CF-000021
Service Pressure	Bar	15	15	15	15	15	15
Type of Activation Mechanism	—	Lever Operated Pin Valve	Strike Knob	Lever Operated Pin Valve	Strike Knob	Lever Operated Pin Valve	Strike Knob
Type of Controlled Mechanism	—	Lever Operated Ball valve	Lever Operated Ball valve	Lever Operated Ball valve	Lever Operated Ball valve	Lever Operated Ball valve	Lever Operated Ball valve
Type of Pressure Gauge	—	Bourdon Tube Type	Bourdon Tube Type	Bourdon Tube Type	Bourdon Tube Type	Bourdon Tube Type	Bourdon Tube Type
Type of Dis. Fitting & Length	mm	EPDM Rubber Braided Hose Pipe with nozzle. Length of Hose 5000mm (Min.)	EPDM Rubber Braided Hose Pipe with nozzle. Length of Hose 5000mm (Min.)	EPDM Rubber Braided Hose Pipe with nozzle. Length of Hose 5000mm (Min.)	EPDM Rubber Braided Hose Pipe with nozzle. Length of Hose 5000mm (Min.)	EPDM Rubber Braided Hose Pipe with nozzle. Length of Hose 5000mm (Min.)	EPDM Rubber Braided Hose Pipe with nozzle. Length of Hose 5000mm (Min.)
Minimum Bulk Range Throw (as per IS 16018)	Meter	> 6	> 6	> 6	> 6	> 6	> 6
Minimum Effective Discharge Time (as per IS 16018)	Sec.	> 30	> 30	> 30	> 30	> 30	> 30
Fire Rating	—	20A 233B	20A 233B	20A 233B	20A 233B	20A 233B	20A 233B
Operating Temperature Range	°C	-30 to +55	-30 to +55	-30 to +55	-30 to +55	-30 to +55	-30 to +55
Applicable to Type of Fire	—	Class A, B, C, & Electrical Started Fire	Class A, B, C, & Electrical Started Fire	Class A, B, C, & Electrical Started Fire	Class A, B, C, & Electrical Started Fire	Class A, B, C, & Electrical Started Fire	Class A, B, C, & Electrical Started Fire
Gross Weight*	Kg	60 to 62	66 to 70	107 to 110	117 to 120	140 to 144	151 to 155
Product Warranty	Year	10	10	10	10	10	10

*It includes Empty Extinguisher, Contents, Hose / Nozzle and trolley.

CERTIFICATIONS



PRODUCT PICTURES



*v3' Published Date is 28-04-2025.

**Regular R&D and product improvisations may lead to change in product specifications in this data sheet, without any prior notice.

CEASEFIRE INDUSTRIES PRIVATE LIMITED

Call us at: 1800 120 3473 / 9540 666 666

www.ceasefire.in