

CEASEFIRE'S AUTOMATIC EXTINGUISHERS AND SYSTEMS

The Ceasefire M Series Automatic extinguishers is a breakthrough range of Wall Mounted and Ceiling Mounted units that are designed for three-fold fire protection of a premises that is Intuitive (Self Activated), Responsive (Monitorable) and Scalable (Expandable).

The Ceasefire M Series extinguishers are Thermally-Actuated extinguishers that come in Wall Mounted and Ceiling Mounted variants and are designed to give 24x7 automatic fire protection to any space.

The modular nature of these extinguishers make them retrofittable and can instantly be mounted in a variety of spaces, making the premises self-reliant on fire safety, without having to undertake any structural changes in the space.

Available in a choice of ABC Power and Clean Agent Fluoroketone (FK-5-1-12), the biggest strength of the Ceasefire Automatic M Series Extinguisher is their ability to become monitorable and scalable by opting for devices such as Pressure Switch, Metron Actuators, Detectors, etc.



**All devices shown in the visual above including Metron Actuators, Pressure Switch, Detectors, Siren Strobe, Manual Actuator and Control Panel, are add-on optional devices and not a part of the standard product. These devices need to be ordered separately to configure a flooding system. Designing a total flooding system using M series extinguishers require system manual guidelines to be followed.*

WALL MOUNTED (PRODUCT OVERVIEW)

The Ceasefire Wall Mounted Automatic M Series Extinguishers are Thermally-Actuated extinguishers and are designed to give 24x7 automatic fire protection to any space where human presence is low or absent and manual fire detection and fire fighting is a challenge.

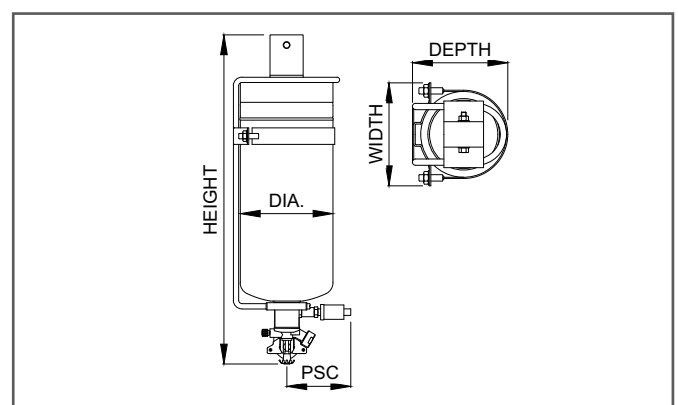
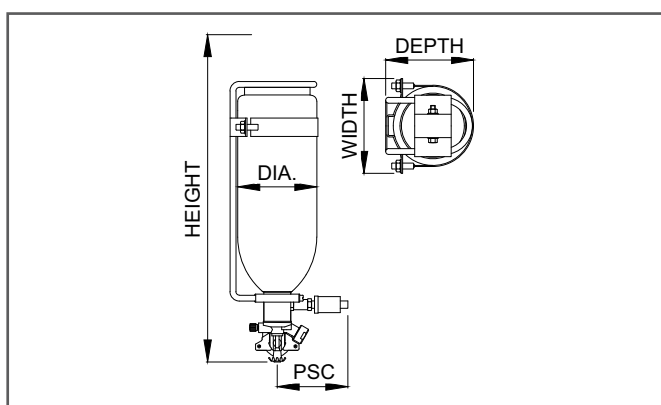
The modular nature of these extinguishers make them retrofittable and can instantly be mounted in a variety of spaces, making the premises self-reliant on fire safety, without having to undertake any structural changes in the space.

Available in a choice of ABC Power (MAP 50) and Clean Agent Fluoroketone (FK-5-1-12), the biggest strength of the Ceasefire Wall Mounted Automatic M Series Extinguisher however is their ability to become monitorable and scalable.



By opting for a Pressure Switch these extinguishers can be integrated to third-party devices to become monitorable. On the other hand these extinguishers can also be used as building blocks to form a scalable and integrated total flooding solution by opting for Metron Actuators and connecting the units with fire detection devices and a control panel.

ENGINEERING DRAWINGS




























Automatic Fire Ext Wall Mounted MS SP Red						
PRODUCT CODE	SIZE kg	DIA. mm	HEIGHT mm	WIDTH mm	DEPTH mm	PSC mm
CF-001401CT / CF-001411CT	1	108	442	130	119	100
CF-001402CT / CF-001413CT	2	108	442	130	119	100

Automatic Fire Ext Wall Mounted MS SP Red						
PRODUCT CODE	SIZE kg	DIA. mm	HEIGHT mm	WIDTH mm	DEPTH mm	PSC mm
CF-001403C / CF-001415C	4	140	493	162	161	100
CF-001404C / CF-001416C	6	160	538	162	161	100
CF-001405C / CF-001417C	9	175	668	197	198	100

*The Metron Actuator shown in the product visual above is for representation purpose only. This is an optional device and is not a part of the standard product.

























TECHNICAL SPECIFICATIONS - ABC POWDER MAP50

Product Code	UOM	CF-001401AT* 	CF-001402AT* 	CF-001403A 	CF-001404A 	CF-001405A 
		CF-001401BT* 	CF-001402BT* 	CF-001403B 	CF-001404B 	CF-001405B 
		CF-001401CT* 	CF-001402CT* 	CF-001403C 	CF-001404C 	CF-001405C 
		CF-001401DT* 	CF-001402DT* 	CF-001403D 	CF-001404D 	CF-001405D 
		CF-001401ET* 	CF-001402ET* 	CF-001403E 	CF-001404E 	CF-001405E 
Description	—	Automatic Fire Ext Wall Mounted MAP50 1 Kg MS SP Red	Automatic Fire Ext Wall Mounted MAP50 2 Kg MS SP Red	Automatic Fire Ext Wall Mounted MAP50 4 Kg MS SP Red	Automatic Fire Ext Wall Mounted MAP50 6 Kg MS SP Red	Automatic Fire Ext Wall Mounted MAP50 9 Kg MS SP Red
Capacity of Agent	Kg	1	2	4	6	9
Tolerance By Mass	%	± 5%	± 3%	± 2%	± 2%	± 2%
Certification	—	a) PED b) UKCA-PED	a) PED b) UKCA-PED	a) PED b) UKCA-PED	a) PED b) UKCA-PED	a) PED b) UKCA-PED
Agent	—	ABC Powder MAP50	ABC Powder MAP50	ABC Powder MAP50	ABC Powder MAP50	ABC Powder MAP50
Dia of Shell (approx.)	mm	86	108	140	160	175
Total Height (approx.)	mm	370	442	493	538	668
MOC of Shell	—	Steel CR2(DC01)	Steel CR2(DC01)	Steel CR2(DC01)	Steel CR2(DC01)	Steel CR2(DC01)
Min. Wall Thickness	mm	1.4	1.4	1.2	1.4	1.4
Test Pressure	Bar	35	35	35	35	35
Anti Corrosive Treatment	—	Outer surfaces EP Powder coated having Min. Thickness 50 Micron Shade Color Red		Outer surfaces EP Powder coated having Min. Thickness 50 Micron Shade Color Red		
Service Pressure	Bar	15	15	15	15	15



TECHNICAL SPECIFICATIONS - ABC POWDER MAP50

Product Code	UOM	CF-001401AT* 	CF-001402AT* 	CF-001403A 	CF-001404A 	CF-001405A 
		CF-001401BT* 	CF-001402BT* 	CF-001403B 	CF-001404B 	CF-001405B 
		CF-001401CT* 	CF-001402CT* 	CF-001403C 	CF-001404C 	CF-001405C 
		CF-001401DT* 	CF-001402DT* 	CF-001403D 	CF-001404D 	CF-001405D 
		CF-001401ET* 	CF-001402ET* 	CF-001403E 	CF-001404E 	CF-001405E 
Type of Operating Mechanism	—	Automatic Thermal Quarzoid Bulb and Elect (metron)	Automatic Thermal Quarzoid Bulb and Elect (metron)	Automatic Thermal Quarzoid Bulb and Elect (metron)	Automatic Thermal Quarzoid Bulb and Elect (metron)	Automatic Thermal Quarzoid Bulb and Elect (metron)
Type of Pressure Gauge	—	Magnetic Bourdon Tube Type	Magnetic Bourdon Tube Type	Magnetic Bourdon Tube Type	Magnetic Bourdon Tube Type	Magnetic Bourdon Tube Type
Type of Discharge Fitting	mm	Sprinkler With Quartzoid Bulbhead	Sprinkler With Quartzoid Bulbhead	Sprinkler With Quartzoid Bulbhead	Sprinkler With Quartzoid Bulbhead	Sprinkler With Quartzoid Bulbhead
Min. Discharge Time	Sec.	1	1.2	2.5	3.5	5
Maximum Spacing Allowed	m	1.2	1.4	3	4	5
Effective Coverage Area	m ²	1.5	3	9	12	20
Maximum Ceiling Height	m	0.8	1.4	2.5	3.0	3.5
Operating Temperature Range(approx.)	°C	-30 to 60	-30 to 60	-30 to 60	-30 to 60	-30 to 60
Actuation Temperature**	°C	79 ± 4	79 ± 4	79 ± 4	79 ± 4	79 ± 4
Applicable To Type Of Fire	—	Class A, B, C and Electrical Started Fire	Class A, B, C and Electrical Started Fire	Class A, B, C and Electrical Started Fire	Class A, B, C and Electrical Started Fire	Class A, B, C and Electrical Started Fire
Filled Weight Range***	Kg	1.85 - 1.95	3.8 - 4.3	6.9 - 7.2	9.2 -9.8	13.5 - 14.4
Empty Weight Range	Kg	0.85	1.35	1.95	2.65	3.85
Packed Weight Range (approx.)****	Kg	2.68	4.2	7.45	10.1	15.5

TECHNICAL SPECIFICATIONS - ABC POWDER MAP50

Product Code	UOM	CF-001401AT* ●	CF-001402AT* ●	CF-001403A ●	CF-001404A ●	CF-001405A ●
		CF-001401BT* ●	CF-001402BT* ●	CF-001403B ●	CF-001404B ●	CF-001405B ●
		CF-001401CT* ●	CF-001402CT* ●	CF-001403C ●	CF-001404C ●	CF-001405C ●
		CF-001401DT* ●	CF-001402DT* ●	CF-001403D ●	CF-001404D ●	CF-001405D ●
		CF-001401ET* ●	CF-001402ET* ●	CF-001403E ●	CF-001404E ●	CF-001405E ●
Packing Size Length x Width x Height	mm	125 x 115 x 400	130 x 140 x 415	160 x 160 x 470	175 x 175 x 715	190 x 195 x 650
Product Warranty*****	Year	5	5	5	5	5

*Comes with Transport Bracket.

**Quartzoid bulb in other temperature settings part from the one highlighted in the box below are available on request and would be dependent on MOQ for your region. Please check the availability and delivery time before ordering.

***It includes Empty Extinguisher, Contents and Plastic Base only (where applicable) - not including hose, Wall bracket or Packaging.

****Includes all packaging, hose / horn and bracket.

*****Product warranty would differ for Automatic - M Series Extinguishers and System versions as per the respective product specifications.

QUARTZOID BULB KEY

● 57°C / 135°F	● 68°C / 155°F	● 79°C / 174°F	● 93°C / 200°F	● 141°C / 286°F
--	---	--	---	---

● 182°C / 360°F ● 227°C / 440°F

CERTIFICATIONS



PRODUCT PICTURES



1 Kg



2 Kg



6 Kg



9 Kg



4 Kg

*The Metron Actuator shown in the product visual above is for representation purpose only. This is an optional device and is not a part of the standard product.



TECHNICAL SPECIFICATIONS - FLUOROKETONE (FK-5-1-12)

Product Code	UOM	CF-001411AT* 	CF-001413AT* 	CF-001415A 	CF-001416A 	CF-001417A
		CF-001411BT* 	CF-001413BT* 	CF-001415B 	CF-001416B 	CF-001417B
		CF-001411CT* 	CF-001413CT* 	CF-001415C 	CF-001416C 	CF-001417C
		CF-001411DT* 	CF-001413DT* 	CF-001415D 	CF-001416D 	CF-001417D
		CF-001411ET* 	CF-001413ET* 	CF-001415E 	CF-001416E 	CF-001417E
Description	—	Automatic Fire Ext Wall Mounted (FK-5-1-12) 1 Kg MS SP Red	Automatic Fire Ext Wall Mounted (FK-5-1-12) 2 Kg MS SP Red	Automatic Fire Ext Wall Mounted (FK-5-1-12) 4 Kg MS SP Red	Automatic Fire Ext Wall Mounted (FK-5-1-12) 6 Kg MS SP Red	Automatic Fire Ext Wall Mounted (FK-5-1-12) 9 Kg MS SP Red
Capacity of Agent	Kg	1	2	4	6	9
Tolerance By Mass	%	± 5%	± 5%	± 5%	± 5%	± 5%
Certification	—	a) PED b) UKCA-PED	a) PED b) UKCA-PED	a) PED b) UKCA-PED	a) PED b) UKCA-PED	a) PED b) UKCA-PED
Agent	—	FK-5-1-12	FK-5-1-12	FK-5-1-12	FK-5-1-12	FK-5-1-12
Dia of Shell (approx.)	mm	86	108	140	160	175
Total Height (approx.)	mm	370	442	493	538	668
MOC of Shell	—	Steel CR2(DC01)	Steel CR2(DC01)	Steel CR2(DC01)	Steel CR2(DC01)	Steel CR2(DC01)
Min. Wall Thickness	mm	1.4	1.4	1.2	1.4	1.4
Test Pressure	Bar	30	30	30	30	30
Anti Corrosive Treatment	—	Outer surfaces EP Powder coated having Min. Thickness 50 Micron Shade Color Red		Outer surfaces EP Powder coated having Min. Thickness 50 Micron Shade Color Red		
Service Pressure	Bar	10	10	10	10	10



TECHNICAL SPECIFICATIONS - FLUOROKETONE (FK-5-1-12)

Product Code	UOM	CF-001411AT* 	CF-001413AT* 	CF-001415A 	CF-001416A 	CF-001417A
		CF-001411BT* 	CF-001413BT* 	CF-001415B 	CF-001416B 	CF-001417B
		CF-001411CT* 	CF-001413CT* 	CF-001415C 	CF-001416C 	CF-001417C
		CF-001411DT* 	CF-001413DT* 	CF-001415D 	CF-001416D 	CF-001417D
		CF-001411ET* 	CF-001413ET* 	CF-001415E 	CF-001416E 	CF-001417E
Type of Operating Mechanism	—	Automatic Thermal Quarzoid Bulb and Elect (metron)	Automatic Thermal Quarzoid Bulb and Elect (metron)	Automatic Thermal Quarzoid Bulb and Elect (metron)	Automatic Thermal Quarzoid Bulb and Elect (metron)	Automatic Thermal Quarzoid Bulb and Elect (metron)
Type of Pressure Gauge	—	Magnetic Bourdon Tube Type	Magnetic Bourdon Tube Type	Magnetic Bourdon Tube Type	Magnetic Bourdon Tube Type	Magnetic Bourdon Tube Type
Type of Discharge Fitting	mm	Sprinkler With Quartzoid Bulbhead	Sprinkler With Quartzoid Bulbhead	Sprinkler With Quartzoid Bulbhead	Sprinkler With Quartzoid Bulbhead	Sprinkler With Quartzoid Bulbhead
Min. Discharge Time	Sec.	0.5	1	2	3	4
Min Single Volume Coverage	m ³	0.79	1.58	3.16	4.74	7.11
Max Single Volume Coverage	m ³	1.4	2.8	5.7	8.5	12.8
Concentration at Max Volume.	m ³	4.5	4.5	4.5	4.5	4.5
Operating Temperature Range(approx.)	°C	-30 to 60	-30 to 60	-30 to 60	-30 to 60	-30 to 60
Actuation Temperature**	°C	79 ± 4	79 ± 4	79 ± 4	79 ± 4	79 ± 4
Applicable To Type Of Fire	—	Class A, B, C and Electrical Started Fire	Class A, B, C and Electrical Started Fire	Class A, B, C and Electrical Started Fire	Class A, B, C and Electrical Started Fire	Class A, B, C and Electrical Started Fire
Filled Weight Range***	Kg	1.85	3.35	6.05	8.75	12.95
Empty Weight Range	Kg	0.85	1.35	1.95	2.65	3.85
Packed Weight Range (approx.) ****	Kg	2.68	4.2	7.45	10.1	15.5
Packing Size Length x Width x Height	mm	125 x 115 x 400	130 x 140 x 415	160 x 160 x 470	175 x 175 x 715	190 x 195 x 650

TECHNICAL SPECIFICATIONS - FLUOROKETONE (FK-5-1-12)

Product Code	UOM	CF-001411AT* ●	CF-001413AT* ●	CF-001415A ●	CF-001416A ●	CF-001417A ●
		CF-001411BT* ●	CF-001413BT* ●	CF-001415B ●	CF-001416B ●	CF-001417B ●
		CF-001411CT* ●	CF-001413CT* ●	CF-001415C ●	CF-001416C ●	CF-001417C ●
		CF-001411DT* ●	CF-001413DT* ●	CF-001415D ●	CF-001416D ●	CF-001417D ●
		CF-001411ET* ●	CF-001413ET* ●	CF-001415E ●	CF-001416E ●	CF-001417E ●
Product Warranty*****	Year	5	5	5	5	5

*Comes with Transport Bracket.

**Quartzoid bulb in other temperature settings part from the one highlighted in the box below are available on request and would be dependent on MOQ for your region. Please check the availability and delivery time before ordering.

***It includes Empty Extinguisher, Contents and Plastic Base only (where applicable) - not including hose, Wall bracket or Packaging.

****Includes all packaging, hose / horn and bracket.

*****Product warranty would differ for Automatic - M Series Extinguishers and System versions as per the respective product specifications.

QUARTZOID BULB KEY

● 57°C / 135°F	● 68°C / 155°F	● 79°C / 174°F	● 93°C / 200°F	● 141°C / 286°F
● 182°C / 360°F	● 227°C / 440°F			

CERTIFICATIONS



PRODUCT PICTURES



1 Kg



6 Kg



2 Kg



9 Kg



4 Kg

*The Metron Actuator and Pressure Switch shown in the product visual above are for representation purpose only. These are optional devices and are not a part of the standard product.

CEILING MOUNTED (PRODUCT OVERVIEW)

Ceasefire Ceiling Mounted Automatic (M Series) ABC Powder (MAP 90) extinguishers are designed to be - Intuitive (Self Activated), Responsive (Monitorable) and Scalable (Expandable). These are self-contained units with thermal sensors that detect the rise in the temperature of the area and activate automatically.

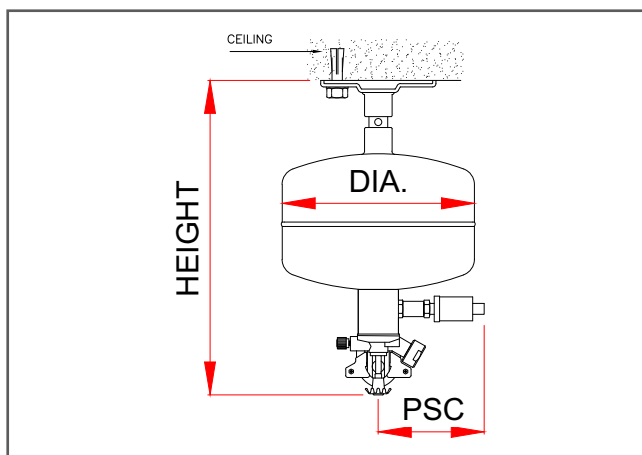
The modular nature of these extinguishers make them retrofittable and can instantly be mounted in ceiling spaces, without consuming the productive floor space of the premises and without having to undertake any structural changes in the space.

The modular nature of these extinguishers make them retrofittable and can instantly be mounted in ceiling spaces, without consuming the productive floor space of the premises and without having to undertake any structural changes in the space.

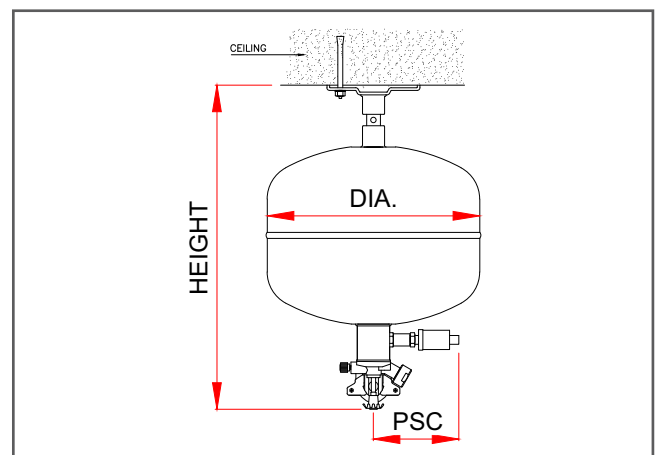
By opting for a Pressure Switch these extinguishers can be integrated to third-party devices to become monitorable. On the other hand these extinguishers can also be used as building blocks to form a scalable total flooding solution by opting for Metron Actuators and connecting the units with fire detection devices and a control panel



ENGINEERING DRAWINGS



Automatic Fire Ext Ceiling Mounted MS SP Red				
PRODUCT CODE	SIZE kg	DIA. mm	HEIGHT mm	PSC mm
CF-001388B / CF-001393B	2	175	287	100



Automatic Fire Ext Ceiling Mounted MS SP Red				
PRODUCT CODE	SIZE kg	DIA. mm	HEIGHT mm	PSC mm
CF-000017B / CF-001337B	5	240	367	100
CF-000018B / CF-001338B	10	300	389	100
CF-001490B / CF-001493B	15	300	469	100

**The Metron Actuator and Pressure Switch shown in the product visual above are for representation purpose only. These are optional devices and are not a part of the standard product.*

TECHNICAL SPECIFICATIONS - ABC POWDER MAP90

Product Code	UOM	CF-001388A ● CF-001388B ● CF-001388C ● CF-001388D ● CF-001388E ●	CF-000017F ● CF-000017B ● CF-000017C ● CF-000017D ● CF-000017E ●	CF-000018F ● CF-000018B ● CF-000018C ● CF-000018D ● CF-000018E ●	CF-001490A ● CF-001490B ● CF-001490C ● CF-001490D ● CF-001490E ●
Description	—	Automatic Fire Ext Ceiling Mounted MAP90 2 Kg MS SP Red	Automatic Fire Ext Ceiling Mounted MAP90 5 Kg MS SP Red	Automatic Fire Ext Ceiling Mounted MAP90 10 Kg MS SP Red	Automatic Fire Ext Ceiling Mounted MAP90 15 Kg MS SP Red
Capacity of Agent	Kg	2	5	10	15
Tolerance By Mass	%	± 2%	± 2%	± 2%	± 2%
Certification	—	a) PED b) UKCA-PED c) BSI (TESTED)*	a) PED b) UKCA-PED c) BSI (TESTED)	a) PED b) UKCA-PED c) BSI (TESTED)	a) PED b) UKCA-PED c) BSI (TESTED)*
Agent	—	ABC Powder MAP90	ABC Powder MAP90	ABC Powder MAP90	ABC Powder MAP90
Dia of Shell (approx.)	mm	175	240	300	300
Total Height (approx.)	mm	287	367	389	469
MOC of Shell	—	Steel CR2(DC01)	Steel CR2(DC01)	Steel CR2(DC01)	Steel CR2(DC01)
Min. Wall Thickness	mm	2.0	1.6	2.0	2.0
Test Pressure	Bar	35	35	35	35
Anti Corrosive Treatment	—	Outer surfaces EP Powder coated having Min. Thickness 50 Micron Shade Color Red	Outer surfaces EP Powder coated having Min. Thickness 50 Micron Shade Color Red	Outer surfaces EP Powder coated having Min. Thickness 50 Micron Shade Color Red	Outer surfaces EP Powder coated having Min. Thickness 50 Micron Shade Color Red
Service Pressure	Bar	15	15	15	15



TECHNICAL SPECIFICATIONS - ABC POWDER MAP90

Product Code	UOM	CF-001388A ● CF-001388B ● CF-001388C ● CF-001388D ● CF-001388E ●	CF-000017F ● CF-000017B ● CF-000017C ● CF-000017D ● CF-000017E ●	CF-000018F ● CF-000018B ● CF-000018C ● CF-000018D ● CF-000018E ●	CF-001490A ● CF-001490B ● CF-001490C ● CF-001490D ● CF-001490E ●
Type of Operating Mechanism	—	Automatic Thermal Quarzoid Bulb and Elect (metron)	Automatic Thermal Quarzoid Bulb and Elect (metron)	Automatic Thermal Quarzoid Bulb and Elect (metron)	Automatic Thermal Quarzoid Bulb and Elect (metron)
Type of Pressure Gauge	—	Magnetic Bourdon Tube Type	Magnetic Bourdon Tube Type	Magnetic Bourdon Tube Type	Magnetic Bourdon Tube Type
Type of Discharge Fitting	mm	Sprinkler With Quartzoid Bulbhead	Sprinkler With Quartzoid Bulbhead	Sprinkler With Quartzoid Bulbhead	Sprinkler With Quartzoid Bulbhead
Min. Discharge Time	Sec.	2 to 5	4 to 8	6 to 10	12 to 18
Maximum Spacing Allowed	m	2.3	2.8	5.5	6.5
Effective Coverage Area	m ²	5	12.5	25	37.5
Maximum Ceiling Height	m	1.5	3	3.5	4
Operating Temperature Range(approx.)	°C	-30 to 60	-30 to 60	-30 to 60	-30 to 60
Actuation Temperature**	°C	68 ± 4	68 ± 4	68 ± 4	68 ± 4
Applicable To Type Of Fire	—	Class A, B, C & Electrical Started Fire	Class A, B, C & Electrical Started Fire	Class A, B, C & Electrical Started Fire	Class A, B, C & Electrical Started Fire
Filled Weight Range***	Kg	3.85 - 4.10	8.80 - 8.95	15.80 - 16.10	20.60 - 20.80
Packed Weight Range (approx.)****	Kg	1.30	8.80	16.43	20.5 to 20.75
Packing Size Length x Width x Height	mm	230 x 200 x 240	255 x 255 x 320	315 x 315 x 370	360 x 360 x 520

TECHNICAL SPECIFICATIONS - ABC POWDER MAP90

Product Code	UOM	CF-001388A ●	CF-000017F ●	CF-000018F ●	CF-001490A ●
		CF-001388B ●	CF-000017B ●	CF-000018B ●	CF-001490B ●
		CF-001388C ●	CF-000017C ●	CF-000018C ●	CF-001490C ●
		CF-001388D ●	CF-000017D ●	CF-000018D ●	CF-001490D ●
		CF-001388E ●	CF-000017E ●	CF-000018E ●	CF-001490E ●
Product Warranty*****	Year	5	5	5	5

*Co-related from coverage defined for same sizes and agent types verified in Atom X BSI certification.

**Quartzoid bulb in other temperature settings part from the one highlighted in the box below are available on request and would be dependent on MOQ for your region. Please check the availability and delivery time before ordering.

***It includes Empty Extinguisher, Contents and Plastic Base only (where applicable) - not including hose, Wall bracket or Packaging.

****Includes all packaging, hose / horn and bracket.

*****Product warranty would differ for Automatic - M Series Extinguishers and System versions as per the respective product specifications.

QUARTZOID BULB KEY

● 57°C / 135°F	● 68°C / 155°F	● 79°C / 174°F	● 93°C / 200°F	● 141°C / 286°F
● 182°C / 360°F	● 227°C / 440°F			

CERTIFICATIONS



PRODUCT PICTURES



2 Kg



10 Kg



5 Kg























15 Kg

TECHNICAL SPECIFICATIONS - FLUOROKETONE (FK-5-1-12)

Product Code	UOM	CF-001393A ● CF-001393B ● CF-001393C ● CF-001393D ● CF-001393E ●	CF-001337A ● CF-001337B ● CF-001337C ● CF-001337D ● CF-001337E ●	CF-001338A ● CF-001338B ● CF-001338C ● CF-001338D ● CF-001338E ●	CF-001493A ● CF-001493B ● CF-001493C ● CF-001493D ● CF-001493E ●
Description	—	Automatic Fire Ext Ceiling Mounted (FK-5-1-12) 2 Kg MS SP Red	Automatic Fire Ext Ceiling Mounted (FK-5-1-12) 5 Kg MS SP Red	Automatic Fire Ext Ceiling Mounted (FK-5-1-12) 10 Kg MS SP Red	Automatic Fire Ext Ceiling Mounted (FK-5-1-12) 15 Kg MS SP Red
Capacity of Agent	Kg	2	5	10	15
Tolerance By Mass	%	- 5%	- 5%	- 5%	- 5%
Certification	—	a) PED b) UKCA-PED c) BSI (TESTED)	a) PED b) UKCA-PED c) BSI (TESTED)	a) PED b) UKCA-PED c) BSI (TESTED)	a) PED b) UKCA-PED c) BSI (TESTED)
Agent	—	FK-5-1-12	FK-5-1-12	FK-5-1-12	FK-5-1-12
Dia of Shell (approx.)	mm	175	240	300	300
Total Height (approx.)	mm	287	367	389	469
MOC of Shell	—	Steel CR2(DC01)	Steel CR2(DC01)	Steel CR2(DC01)	Steel CR2(DC01)
Min. Wall Thickness	mm	2.0	1.6	2.0	2.0
Test Pressure	Bar	30	30	30	30
Anti Corrosive Treatment	—	Outer surfaces EP Powder coated having Min. Thickness 50 Micron Shade Color Red	Outer surfaces EP Powder coated having Min. Thickness 50 Micron Shade Color Red	Outer surfaces EP Powder coated having Min. Thickness 50 Micron Shade Color Red	Outer surfaces EP Powder coated having Min. Thickness 50 Micron Shade Color Red
Service Pressure	Bar	10	10	10	10



TECHNICAL SPECIFICATIONS - FLUOROKETONE (FK-5-1-12)

Product Code	UOM	CF-001393A 	CF-001337A 	CF-001338A 	CF-001493A 
		CF-001393B 	CF-001337B 	CF-001338B 	CF-001493B 
		CF-001393C 	CF-001337C 	CF-001338C 	CF-001493C 
		CF-001393D 	CF-001337D 	CF-001338D 	CF-001493D 
		CF-001393E 	CF-001337E 	CF-001338E 	CF-001493E 
Type of Operating Mechanism	—	Automatic Thermal Quarzoid Bulb and Elect (metron)	Automatic Thermal Quarzoid Bulb and Elect (metron)	Automatic Thermal Quarzoid Bulb and Elect (metron)	Automatic Thermal Quarzoid Bulb and Elect (metron)
Type of Pressure Gauge	—	Magnetic Bourdon Tube Type	Magnetic Bourdon Tube Type	Magnetic Bourdon Tube Type	Magnetic Bourdon Tube Type
Type of Discharge Fitting	mm	Sprinkler With Quartzoid Bulbhead	Sprinkler With Quartzoid Bulbhead	Sprinkler With Quartzoid Bulbhead	Sprinkler With Quartzoid Bulbhead
Min. Discharge Time	Sec.	2 to 5	4 to 8	6 to 10	6 to 15
Min. Single Volume Coverage	m ³	1.58	3.95	7.9	11.85
Max. Single Volume Coverage	m ³	2.8	7.2	14.4	21.5
Concentration at Max Volume.	m ³	4.5	4.5	4.5	4.5
Operating Temperature Range(approx.)	°C	-30 to 60	-30 to 60	-30 to 60	-30 to 60
Actuation Temperature*	°C	68 ± 4	68 ± 4	68 ± 4	68 ± 4
Applicable To Type Of Fire	—	Class A, B, C and Electrical Started Fire	Class A, B, C and Electrical Started Fire	Class A, B, C and Electrical Started Fire	Class A, B, C and Electrical Started Fire
Filled Weight Range**	Kg	3.95-4.05	7.45 - 7.55	14.10 - 14.55	18.30 - 19.05
Packed Weight Range (approx.)***	Kg	1.30	8.80	16.43	20.5 to 20.75
Packing Size Length x Width x Height	mm	230 x 200 x 240	255 x 255 x 320	315 x 315 x 370	360 x 360 x 520

TECHNICAL SPECIFICATIONS - FLUOROKETONE (FK-5-1-12)

Product Code	UOM	CF-001393A ●	CF-001337A ●	CF-001338A ●	CF-001493A ●
		CF-001393B ●	CF-001337B ●	CF-001338B ●	CF-001493B ●
		CF-001393C ●	CF-001337C ●	CF-001338C ●	CF-001493C ●
		CF-001393D ●	CF-001337D ●	CF-001338D ●	CF-001493D ●
		CF-001393E ●	CF-001337E ●	CF-001338E ●	CF-001493E ●
Product Warranty****	Year	5	5	5	5

*Quartzoid bulb in other temperature settings part from the one highlighted in the box below are available on request and would be dependent on MOQ for your region. Please check the availability and delivery time before ordering.

**It includes Empty Extinguisher, Contents and Plastic Base only (where applicable) - not including hose, Wall bracket or Packaging.

***Includes all packaging, hose / horn and bracket.

****Product warranty would differ for Automatic - M Series Extinguishers and System versions as per the respective product specifications.

QUARTZOID BULB KEY

● 57°C / 135°F	● 68°C / 155°F	● 79°C / 174°F	● 93°C / 200°F	● 141°C / 286°F
● 182°C / 360°F	● 227°C / 440°F			

CERTIFICATIONS



PRODUCT PICTURES



2 Kg



10 Kg



5 Kg



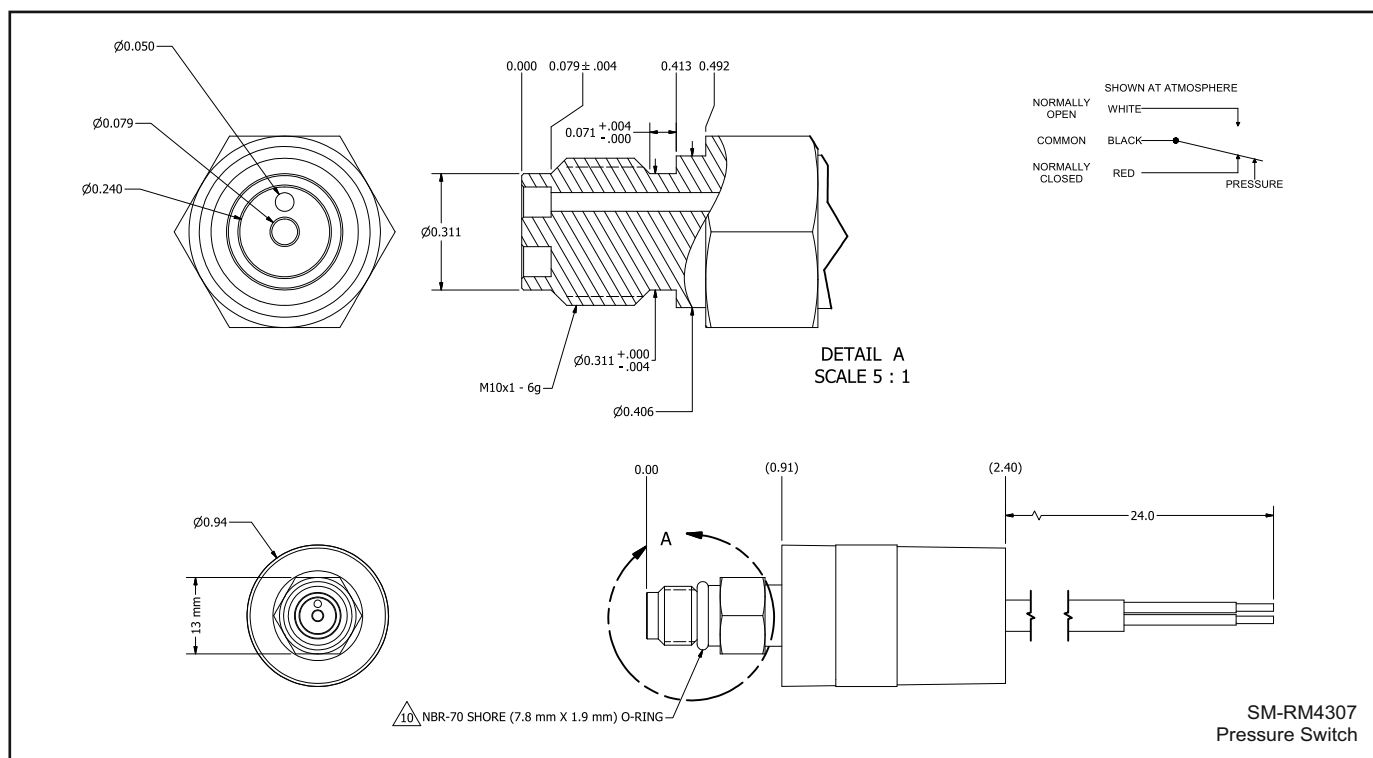
15 Kg

UL & CE CERTIFIED PRESSURE SWITCH (OPTIONAL)

The presence of pressure switch marks the extinguishing units monitorable in nature so the user can always check the system's readiness. The device's role is to convert a mechanical action into an electrical impulse for the control panel to read.



ENGINEERING DRAWINGS



TECHNICAL SPECIFICATIONS

Product Code	SM-RM4307
Description	Pressure Switch SPDT (Switch Point 5Bar / 72.5 PSIG decreasing) NC & NO -Imp
Increasing Activation	130 PSIG \pm 9 PSIG [9 BAR]
Decreasing Activation	72.5 PSIG \pm 7 PSIG [5 BAR]
Max Pressure	290 PSIG
Connector	NONE.
Fitting	M10 WITH DEFLATOR.
Fitting Material	BRASS.
Body Material	PLASTIC
Electrical Rating	3A 240 VAC/28 VDC.
Wire Jacket/insulator Material	PVC
O-ring Provided With Switch	NBR-70 SHORE (7.8X1.9 mm)
Certification	UL, RoHS, CE

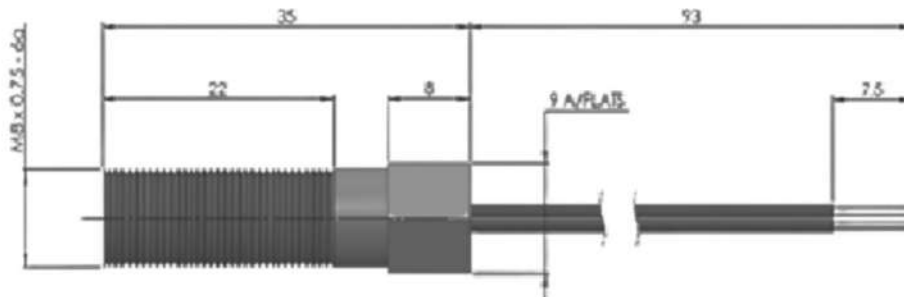


UL & CE CERTIFIED METRON ACTUATOR (OPTIONAL)

This is an essential device required to configure a total flooding system using M-Series Extinguishers. The metron actuator receives an electrical impulse from the panel and fires a metal pin inside the actuator that breaks the glass vial placed at the discharge point of M-Series extinguishers.



ENGINEERING DRAWINGS



SM-RM2431
Pressure Switch

TECHNICAL SPECIFICATIONS

Nomenclature		UOM	Technical Detail
Description		-	Metron Actuator For Ceiling or Wall Mounted Atom X Pro
Product Code		-	SM-RM-2431
Minimum Piston Stroke Length (mm)		(mm)	9.5
Body/Piston Material		-	Brass/Stainless Steel
Minimum Work Output (Joules)		Joules	4.9
Typical Peak Thrust (Newton's)		Newton's	1800
Service Life (Ambient) (Years)		-Years	10
Operating Temperature (OC)		OC)	-40 to +70
Electrical Resistance Range (Ohms)		Ohms	0.9 - 1.6
Maximum No Fire Current (Amps)	30 sec pulse	Amps	0.15
	0.05 sec pulse		0.3
Minimum Single Fire Current (Amps)	DC	Amps	0.6
	0.01 sec pulse		0.9
Recommended Series Firing Current (Amps)		Amps	3
Maximum distance of Metron head from the QBD		mm	7
Merton Threads on body		-	M 8 X 0.75

CONTROL PANEL (OPTIONAL)

This Extinguishing Panel is more than just an alarming solution. These panels are engineered for monitoring, detection, alarm as well as active extinguishing.



Three Zone Automatic Gas
Extinguishing Panel
(TI-002341)

TECHNICAL SPECIFICATIONS

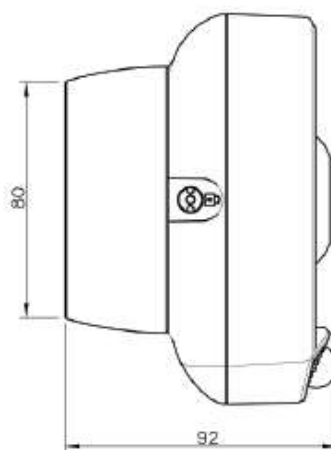
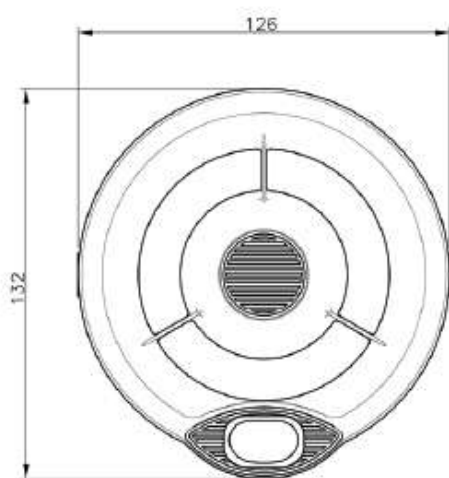
Spare Part Code	TI-002341
Base technology	Flash-based processor
Display	Backlit 128 x 64 LCD
Remote status indicators	Supported via RS485 (maximum of 7)
Controls	Alphanumeric keypad, navigation keys and system keys for Reset, Mute, Silence/Resound and Sound alarms
Detection zones	3 x conventional detection zones (inc. support for I.S. barrier)
Extinguishing Zones	1 x flooding/extinguishing zones. Support for solenoid and metron type actuators
Onboard sounder circuits	3 x 700mA, 21-28VDC
Onboard relays	4 x 1A, 30VDC relay outputs (Fire, Fault & 2 x programmable)
Auxilliary supply	2 x 400mA aux supply outputs 21-28VDC (1 switched)
Programmable outputs	Support for 8 additional programmable outputs via Exp-008
Switch inputs	4 x programmable, 1 x manual trigger, 6 x release related (Mode Select, Valve Monitor, Pressure Monitor, Hold, Abort, Flow)
Countdown timer	On board, large digit
Mains supply	3A universal switch mode PSU
Battery capacity	24V 7Ah
Charger current	1A
USB ports	1 x USB port for PC connection
Event log	1000 event time-stamped
Enclosure, colour	Steel IP30, grey RAL7035
Cable entry	17 knockouts in enclosure top, 13 in enclosure back
Size (H x W x D)	330mm x 400mm x 95mm
Weight	6Kg

CONVENTIONAL WALL SOUNDER WITH BEACON (OPTIONAL)

Ceasefire's Conventional Wall Sounders with Beacon give out an audio-visual alarm in response to a fire episode. Two modes of alarm ensure that a fire episode never goes un-noticed.



ENGINEERING DRAWINGS



CONVENTIONAL WALL
SOUNDER BEACON
(TI-002273)

TECHNICAL SPECIFICATIONS

Spare Part Code	TI-002273
Power supply voltage range	15Vdc – 40Vdc
Activated current load (High Vol.)	11-25 mA at 24 Vdc
Acoustic Frequency range	400-2900 Hz
Maximum acoustic Output	100 dB(A) @ 1m
Visual Alarm Device Frequency	0.5 Hz or 1 Hz
EN54-23 Classification	W-2.5-7
Temperature range (no icing)	-25°C to +70°C
Unit weight (inc Back box)	290g
Max humidity (non condensing)	95% RH
Ingress Protection	IP 65

ABORT SWITCH (OPTIONAL)

The Abort Switch compatible with the Rapid-Sense gas extinguishing panel and remote status indicator panel input circuits. The switches are easy to wire and multiple units can easily be daisy-chained together on an input circuit.



TECHNICAL SPECIFICATIONS

Spare Part Code	TI-002342
Dimensions (Plastic Unit)	Overall 87mm x 87mm x 41mm, Back box 87mm x 87mm x 29mm
Dimensions (Metal Trim Unit)	Overall 87mm x 87mm x 47mm, Back box 87mm x 87mm x 44mm
Minimum depth behind cover	35mm
Dimensions (IP65 Unit)	Overall 72 x 72 x 62 (including switch actuator)
Environmental Class	Indoor 0°C to 40°C
Humidity	95% max
End-of-Line Resistance	6800 Ohms
Maximum Operating Voltage	30VDC
SW#1 Active Resistance	470 Ohms

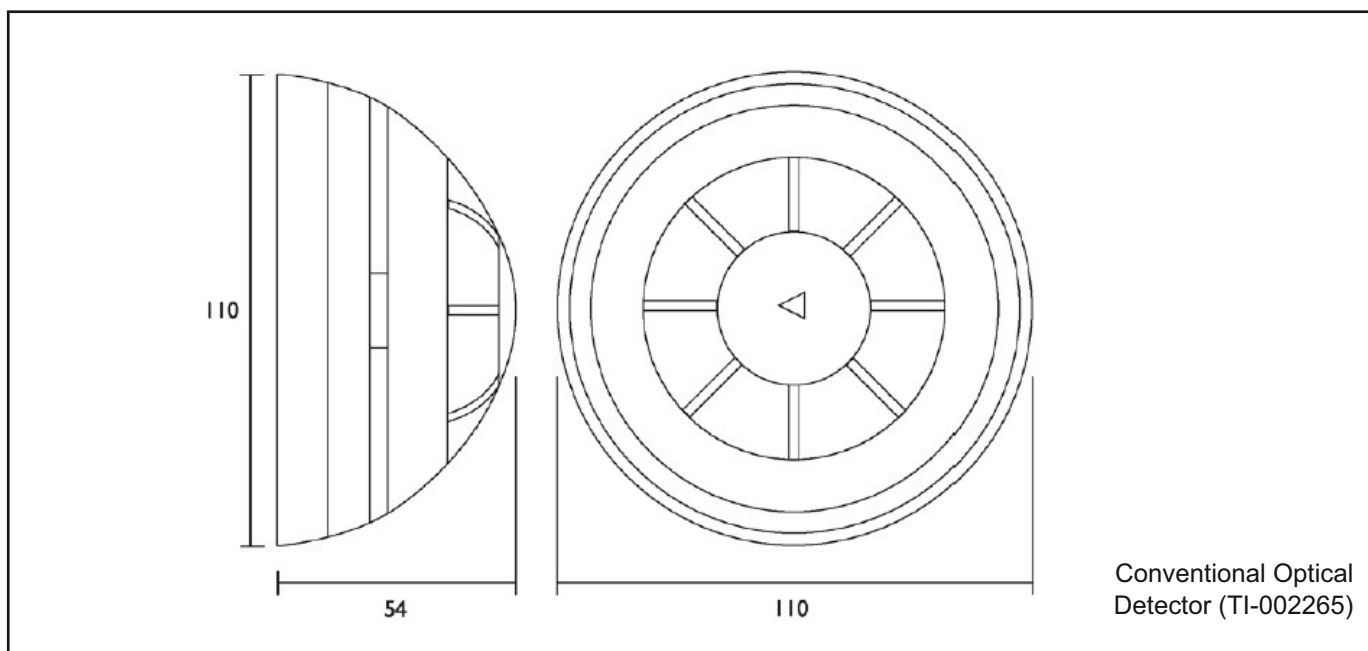


CONVENTIONAL OPTICAL SMOKE DETECTOR (OPTIONAL)

Ceasefire's Optical Detectors work on the principle of Tyndall effect. The smoke detectors samples the air in the protected area & provide early signs of warning with high levels of accuracy.



ENGINEERING DRAWINGS



TECHNICAL SPECIFICATIONS

Spare Part Code	TI-002265
Power supply	10-30 Vdc
Average standby current	90 μ A @ 24 Vdc
Max alarm current	40 mA
Max remote output current	18 mA
Dimensions	110mm x 54mm
Weight (with base)	190g
Operating Temperature (no icing)	-10°C to +55°C
Max Humidity (non condensing)	95% RH
Heat alarm threshold (class A1R)	58°C
High temp. mode alarm threshold (class B)	78°C
IP rating	40

CONVENTIONAL THERMAL DETECTOR (OPTIONAL)

Ceasefire's Thermal Detectors check and report any temperature variation in the protected area. These detectors can be deployed as A1R (58oC fixed alarm or 14oC RoR) or Class B (78oC fixed alarm, 25oC RoR) detectors.

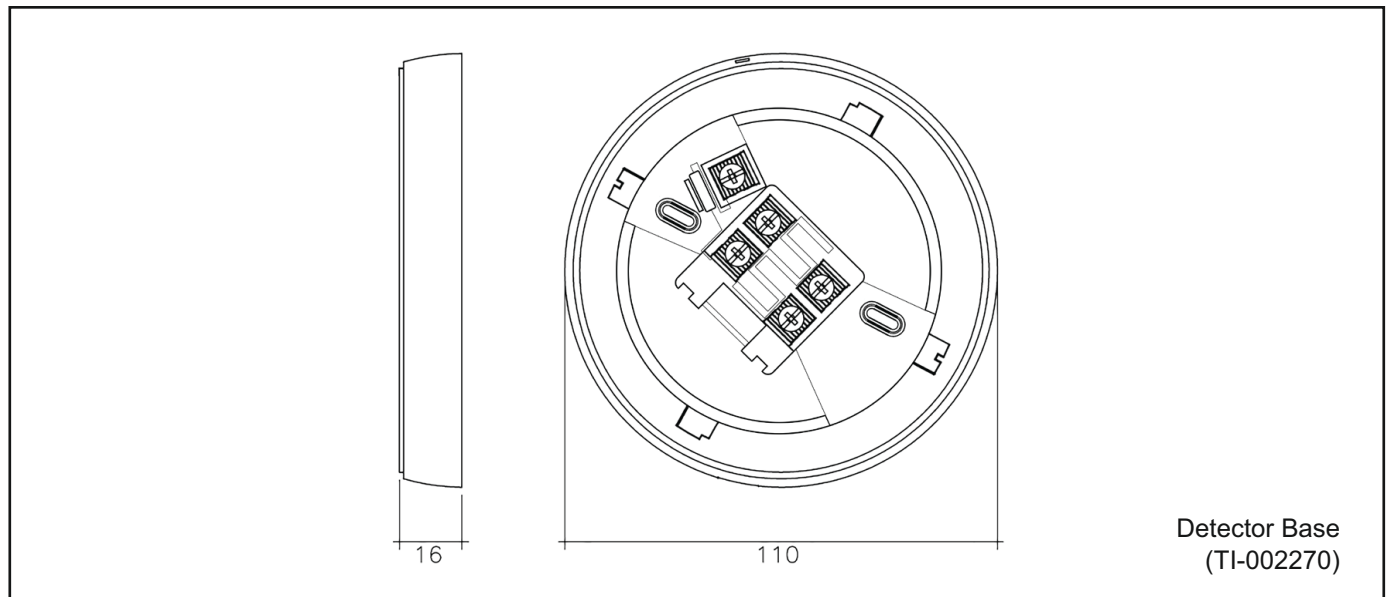


Thermal Detector
(TI-002267 / TI-002268)

TECHNICAL SPECIFICATIONS

Spare Product Code	TI-002267 / TI-002268
Alarm Temperature	78oC (Class BS)
Operating Voltage	10-30V DC
Standby Current Consumption	90µA @ 24V DC
Max. Alarm Current Consumption	40mA
Max. Remote Output Current	18mA
Ambient Temperature	-10°C to +55°C
Relative Humidity	95% (non condensing)
Dimensions (Diameter x Height)	110mm (Ø) x 54mm (depth)
Standard	EN 54-7
LED Indicator	—
Certification/Approval Authority	LPCB
Protection Class	Ip40

DETECTOR BASE (OPTIONAL)



TECHNICAL SPECIFICATIONS

Spare Part Code	TI-002270
Dimensions	110mm x 16mm
Weight	50g
Temperature Range (no icing)	-10°C to +55°C
Max humidity (non condensing)	95% RH
Cable size	6mA @ 24Vdc



*v3' Published Date is 07-04-2025.

**Regular R&D and product improvisations may lead to change in product specifications in this data sheet, without any prior notice.

CEASEFIRE INDUSTRIES UK LIMITED

Call us at: 0-113-868-6666, 0-126-891-9999

www.ceasefire.co.uk